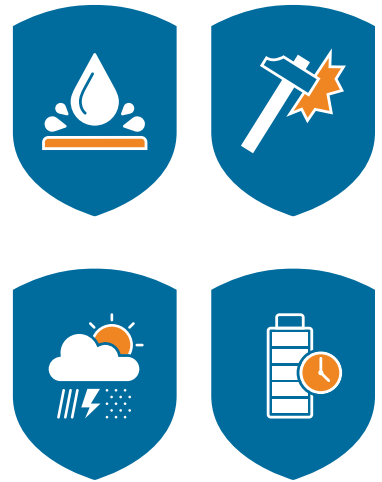



Temperature Indicator with very large digits



Application examples: Marine applications



Control rooms



Food industry

The D-Series is a front panel mount indicator, controller and monitoring system for measurement applications in industrial environments. It is the robust alternative for your existing, not waterproof, panel meters.

Advantages

- Unique, robust IP66, IP67 (NEMA Type4X) panel mount front enclosure made of die cast aluminum, allowing even big jets of water and total immersion.
- Intuitive "Know one, know them all!" configuration menu, saving time, cost and aggravation.
- Resistant to harsh weather conditions: rain, snow, salty atmospheres.
- Only a few inches depth clearance for smaller, low cost panels and panel doors.

Features

- Displays actual temperature and measuring unit.
- Very large 26mm (1") digits.
- Piegraph indication: ten segments.
- Number of digits for temperature: 5 $\frac{1}{2}$.
- LED backlight option.
- Selectable on-screen engineering units: °C - °F - K.
- Ability to process (0)4-20mA or 0-10V DC signals.
- Power requirements: Input loop powered, battery powered or 8 - 30V DC, 24V AC and 115 - 230V AC.
- Sensor supply: 8.2 / 12 / 24V DC.
- Auto backup of all settings.
- Ambient temperature -40°C up to +80°C (-40°F up to 176°F).

Introduction

The D040 is a straight forward, panel mount temperature indicator. The measuring unit to be displayed is simply selected through an alphanumeric configuration menu. No adhesive labels have to be put on the outside of the enclosure: a weather proof and user friendly solution! The configuration of the Span, off-set and number of decimals is done through software functions, without any sensitive dip-switches or trimmers.

Configuration

All configuration settings are accessed via a simple operator menu which can be password protected. Each setting is clearly indicated with an alphanumeric description, which avoids confusing abbreviations. Once familiar with one D-series product, you will be able to program all models in all series without a manual. All settings are safely stored in EEPROM memory in the event of sudden power failure.

Display

The display has very large 26mm (1") digits which displays the temperature and measuring unit. The display is a transfective type, which means that a high contrast reading is guaranteed, even in full sunlight. The D040 has a smart display update function incorporated. Related to the lower temperatures, the update frequency of the LCD is tuned automatically to achieve a readable display even at -40°C / -40°F.

Backlight

For those applications where readability during day and night is an issue, a white backlight is available. The intensity can be adjusted in the configuration menu.



All info at a glance



Easy to install



Easy to program



Know one know them all!



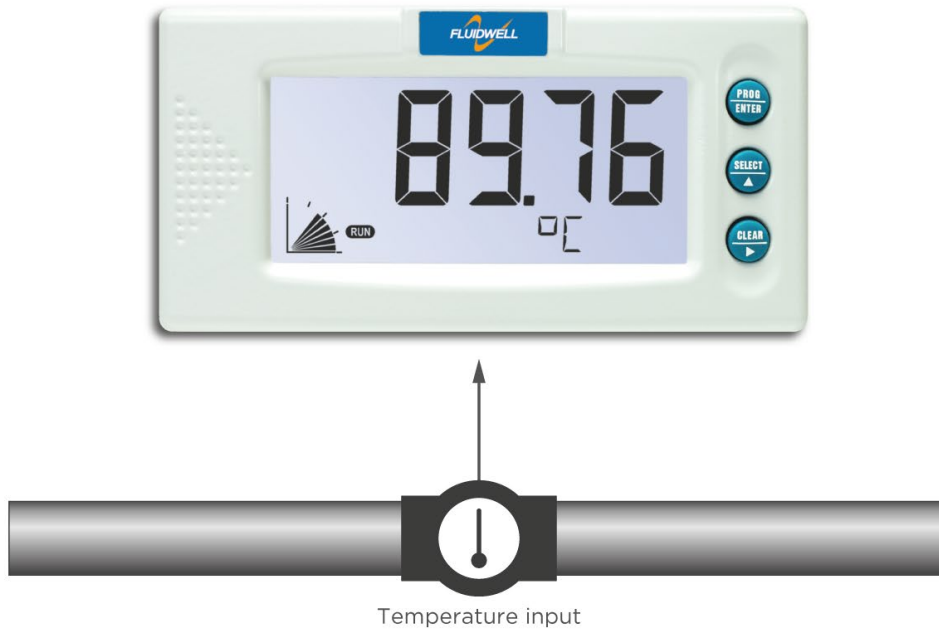
Reliable



User-friendly

Overview application D040

The D-Series is a DIN-sized display and the better alternative for your existing, not waterproof, front panel mount indicators in extreme weather outdoor applications or e.g. in food industries where working environments are often cleaned with powerful water jets. The D040 fits in applications where a basic temperature measurement display is required without temperature monitoring. Alternative models: D043 or the F-Series temperature indicators.



Signal input

The D040 does accept (0)4 - 20mA and 0 - 10V input signals from any type of temperature measurement device. The input signal type can be selected by the user in the configuration menu without having to adjust any sensitive mechanical dip-switches, jumpers or trimmers. Also a 4 - 20mA input loop powered model is available.

Power requirements

The basic power supply for the D040 is 8 - 30V DC. Several other power supplies are possible: With the 24V AC/DC and 115 - 230V AC power supplies, an 8.2 / 12 / 24V DC sensor supply is offered. For analog sensors, a 4 - 20mA input loop powered version is available. Finally we offer a long life lithium battery with a life expectancy that will last up to five years.



Waterproof IP66 / 67 (Type4X)

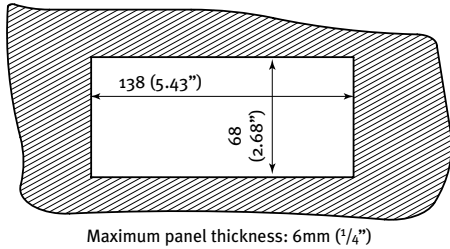


Only a few inches depth clearance

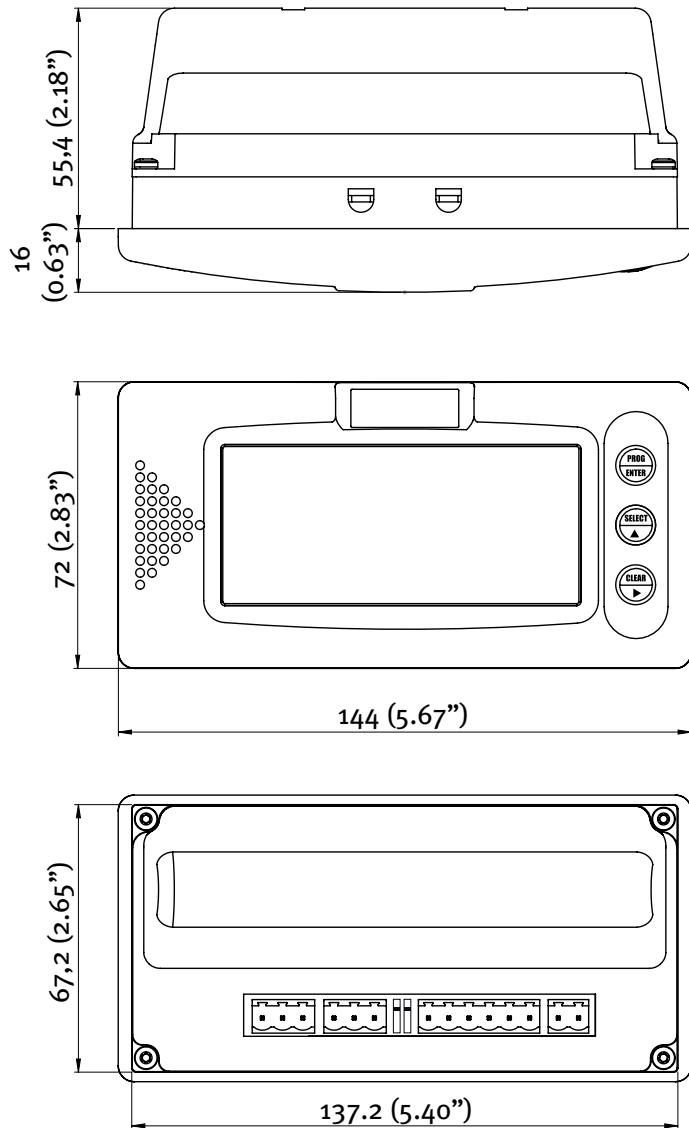
Enclosures

The D040 is supplied in a unique, robust IP66, IP67 (NEMA Type4X) class panel mount front enclosure made of die cast aluminum, based on a popular DIN sized enclosure of 144 x 72mm. The front enclosure withstands powerful water jets and even total immersion. The maximum thickness of the panel is 6mm (1/4"). The D-Series is the better alternative for your existing, not waterproof, front panel mounted indicators.

Panel cut out

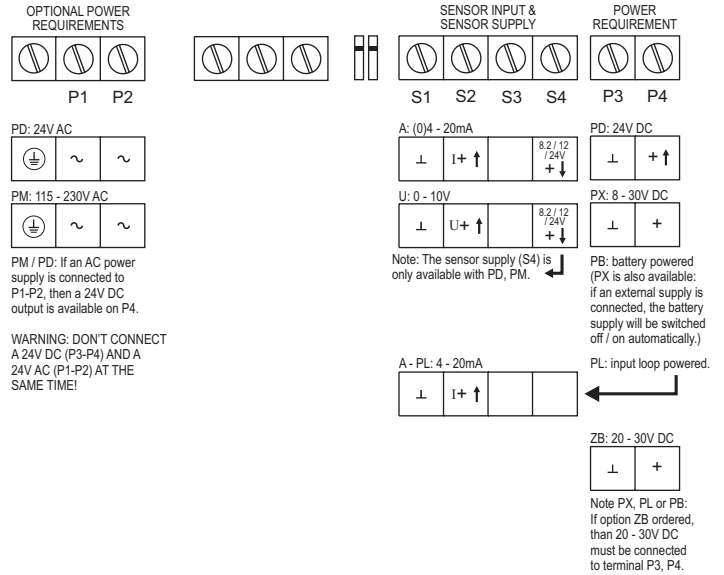


Dimensions enclosure



Dimensions according DIN 43700 / IEC 61554

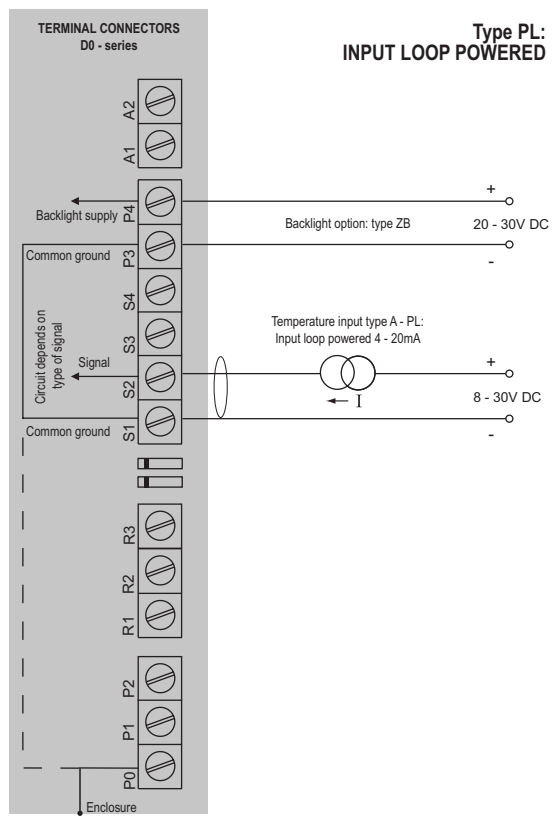
Terminal connections D040



Display example - 90 x 40mm (3.5" x 1.6")

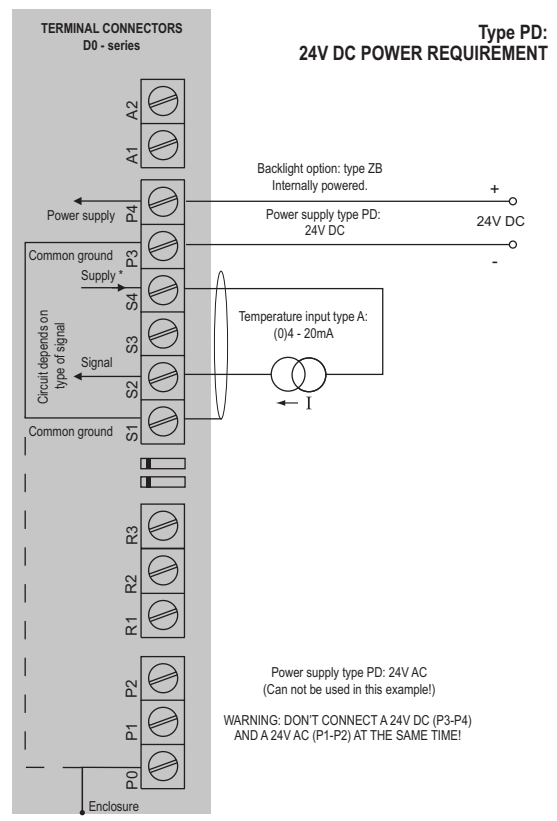


Configuration example D040-A-PL-XX-ZB



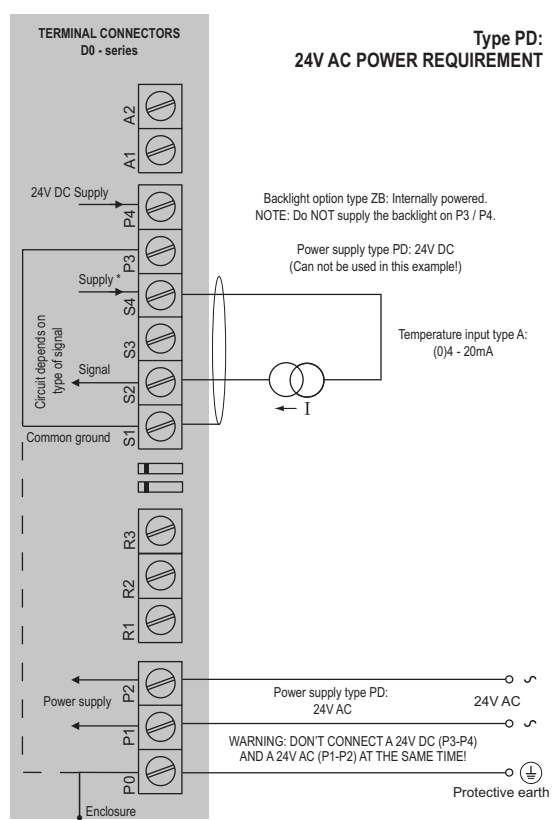
Sensor supply: sensor is externally powered.

Configuration example D040-A-PD-XX-ZB



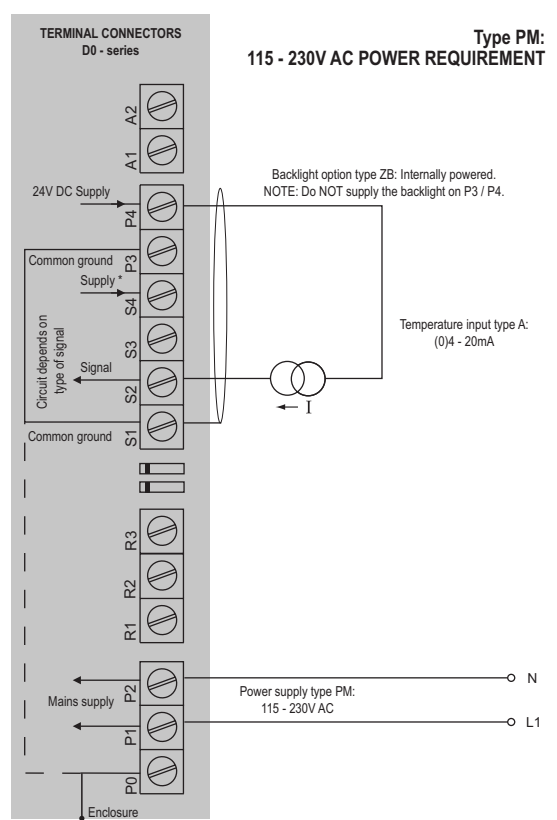
* Sensor supply voltage for analog sensor type A / U: Terminal S4: 8.2 / 12 / 24V DC.

Configuration example D040-A-PD-XX-ZB



* Sensor supply voltage for analog sensor type A / U: Terminal S4: 8.2 / 12 / 24V DC.

Configuration example D040-A-PM-XX-ZB



* Sensor supply voltage for analog sensor type A / U: Terminal S4: 8.2 / 12 / 24V DC.

Display

Type	High intensity reflective numeric and alphanumeric LCD, UV-resistant.
Dimensions	90 x 40mm (3.5" x 1.6").
Digits	5½ very large 26mm (1") digits. Various symbols and measuring units.
Piegraph	Ten segments - related to the input signal.
Refresh rate	User definable: fast, 1sec, 3sec, 15sec, 30sec, off.
Option ZB	Transflective LCD with white LED-backlight. Intensity can be adjusted in the configuration menu. Good readings in full sunlight and darkness.

Ambient temperature

Safe areas	-40°C to +80°C (-40°F to +176°F).
-------------------	-----------------------------------

Power requirements

Type PB	Long life Lithium battery - life-time depends upon settings and configuration - up to 5 years. (requires PL or PX)
Type PD	24V AC/DC ± 10%. Power consumption max. 1W.
Type PL	Input loop powered from sensor signal 4 - 20mA (requires type A)
Type PM	115 - 230V AC ± 10%. Power consumption max. 1W.
Type PX	8 - 30V DC. Power consumption max. 0.3W.
Type ZB	20 - 30V DC. Power consumption max. 1W. With type PD / PM: internally powered.

Sensor excitation

Type PB / PX	Not available.
Type PD / PM	Dipswitch adjustable sensor supply: 8.2V DC, I _{out} max. 35mA @ 20°C. 12V DC, I _{out} max. 50mA @ 20°C. 24V DC, I _{out} max. 75mA @ 20°C. (this voltage can vary depending on the input supply voltage)

Terminal connections

Type	Removable plug-in terminal strip. Wire max. 1.5mm ² and 2.5mm ²
-------------	--

Directives & Standards

EMC	Directive 2014/30/EU, FCC 47 CFR part 15.
Low voltage	Directive 2014/35/EU
RoHS	Directive 2011/65/EU
IP & NEMA	EN 60529 & NEMA 250.

Data protection

Type	EEPROM backup of all settings. Data retention at least 10 years.
Password	Configuration settings can be password protected.

Enclosure

Window	Polycarbonate window.
Sealing	Silicone.
Control keys	Three industrial micro-switch keys. UV-resistant silicone keypad.

Panel mount enclosure

Dimensions	144 x 72 x 71.4mm (5.67" x 2.83" x 2.81") - W x H x D according DIN 43700 / IEC 61554.
Panel cut-out	138 x 68mm (5.43" x 2.68") L x H.
Material	Die-cast aluminum front panel + GRP back enclosure.
Protection	IP66, IP67 (NEMA Type4X) at the front-side.
Weight	325 gr.
Panel thickness	Max. 6mm (¼").

Signal inputs - Pressure sensor

Type A	(0)4 - 20mA. Analog input signal can be scaled to any desired range within 0 - 20mA.
Type U	0 - 10V DC. Analog input signal can be scaled to any desired range within 0 - 10V DC.
Accuracy	Resolution: 16 bit. Error < 0.01mA / ± 0.05% FS. Low level cut-off programmable.
Span	0.00001 - 199,999 with variable decimal position.
Offset	-99,999 / +199,999 units.
Update time	Four times per second.
Voltage drop	Type A: max. 1V DC @ 20mA.
Voltage drop	Type A - PL (loop powered): max. 2.6V DC @ 20mA.
Load impedance	Type U: 3kΩ.
Relationship	Linear and square root calculation.
Note A / U	For signal type A and U: external power to sensor is required; e.g. type PD / PM.

Operator functions

Displayed info	<ul style="list-style-type: none"> Actual temperature. Measuring unit.
-----------------------	--

Temperature

Digits	5½ digits.
Units	°C, °F or K.
Decimals	0 - 1 - 2 - 3 - 4 or 5.

		Description
Model	D040	Temperature indicator with very large digits.
Input	A	(0)4 - 20mA input.
	U	0 - 10V DC input.
Enclosure	HB	Aluminum panel mount front enclosure.
Power	PD	24V AC / DC + sensor supply.
	PL	Input loop powered from sensor signal 4 - 20mA - requires type A.
	PM	115 - 230V AC + sensor supply.
	PX	Basic power supply 8 - 30V DC (no real sensor supply).
Battery	PB	Additional lithium battery (optional) - requires PL or PX.
Hazardous	XX	Safe area only, according CE and UKCA.
Options	ZB	Backlight.
	ZX	No options.

The **bold** marked text contains the standard configuration: D040-A-HB-PX-XX-ZX.