

**Description & Features:**

- Developed for OEM applications
- Compact stainless steel construction with ceramic sensor
- Available ranges include Vac up to 8,700 psi (-1 up to 600 bar)
- Wide range of mechanical and electrical connections
- $\pm 0.5\%$ accuracy ($\pm 1\%$ for pressures ≤ 45 psi (3 bar))
- IP65 and IP67 enclosure ratings
- CE approved
- 5 year warranty

Applications:

- Suitable for a variety of applications including pump and compressor monitoring, refrigeration and HVAC

Specifications

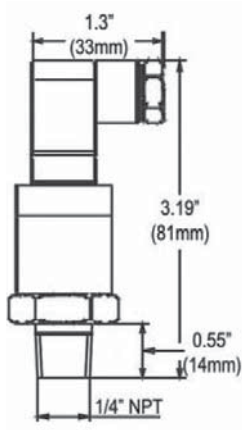
Output Signal	Standard 2-wire: 4-20 mA / Vs = 12-30 Vdc Optional 3-wire: 0.5-4.5 Vdc / Vs = 10-30 Vdc / Vac
Accuracy	$\pm 0.5\%$ FSO ($\pm 1\%$ FSO for pressures ≤ 45 psi (3 bar))
Response Time	<10 ms
Insulation	>100 M Ω @ 50V
Permissible Temperatures	Operating: -40°F to 212°F (-40°C to 100°C) Compensating: 14°F to 176°F (-10°C to 80°C)
Pressure Port / Housing	304 SS
Wetted Parts	Seals: NBR Diaphragm: Ceramic
Current Consumption	2-wire: 25 mA max 3-wire voltage: 5 mA (short-circuit current 20 mA)
EMC	EMI: EN50081-1/-2 EMS: EN50082-2
Stability	Vibration: 10 g / 5 Hz to 200 Hz Shock: 20 g / 11 ms
Operation Life	2 M cycles
Approval	CE

Order Codes

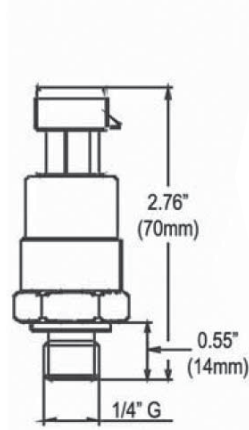
Range	Over-pressure	Burst Pressure	Code	Range	Over-pressure	Burst Pressure	Code
30" Hg Vac	15 psi	30 psi	LE130VC	-1/0 bar	1 bar	2 bar	LE130VCR11
30"/0/30 psi	45 psi	90 psi	LE10030	-1/3 bar	4.5 bar	9 bar	LE10030R11
30"/0/60 psi	75 psi	150 psi	LE10060	-1/4 bar	6 bar	12 bar	LE10060R11
30"/0/100 psi	150 psi	300 psi	LE10100	-1/6 bar	9 bar	18 bar	LE10100R11
30"/0/150 psi	225 psi	450 psi	LE10150	-1/10 bar	15 bar	30 bar	LE10150R11
0/15 psi	23 psi	45 psi	LE115	0/1 bar	2 bar	3 bar	LE115R11
0/25 psi	38 psi	75 psi	LE125	0/1.6 bar	2 bar	5 bar	LE125R11
0/50 psi	75 psi	150 psi	LE150	0/2.5 bar	4 bar	8 bar	LE150R11
0/60 psi	90 psi	180 psi	LE160	0/4 bar	6 bar	12 bar	LE160R11
0/100 psi	150 psi	300 psi	LE1100	0/6 bar	9 bar	18 bar	LE1100R11
0/150 psi	225 psi	450 psi	LE1150	0/10 bar	15 bar	30 bar	LE1150R11
0/200 psi	300 psi	600 psi	LE1200	0/16 bar	24 bar	48 bar	LE1200R11
0/300 psi	450 psi	900 psi	LE1300	0/25 bar	38 bar	75 bar	LE1300R11
0/500 psi	750 psi	1,500 psi	LE1500	0/40 bar	60 bar	120 bar	LE1500R11
0/1,000 psi	1,500 psi	3,000 psi	LE11000	0/60 bar	90 bar	180 bar	LE11000R11
0/2,000 psi	3,000 psi	6,000 psi	LE12000	0/100 bar	150 bar	300 bar	LE12000R11
0/3,000 psi	4,500 psi	9,000 psi	LE13000	0/160 bar	240 bar	480 bar	LE13000R11
0/5,000 psi	7,500 psi	15,000 psi	LE15000	0/250 bar	375 bar	750 bar	LE15000R11
0/5,800 psi	8,700 psi	17,400 psi	LE16000	0/300 bar	450 bar	900 bar	LE15500R11
0/7,250 psi	10,875 psi	21,750 psi	LE17500	0/400 bar	600 bar	1,200 bar	LE16000R11
0/8,700 psi	13,050 psi	26,100 psi	LE18500	0/500 bar	750 bar	1,500 bar	LE17500R11
				0/600 bar	900 bar	1,800 bar	LE18500R11

Electrical Connection

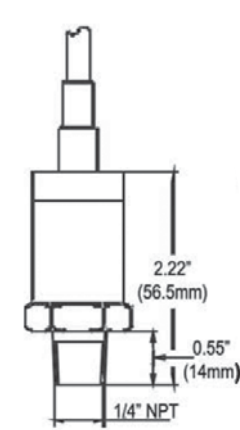
Micro



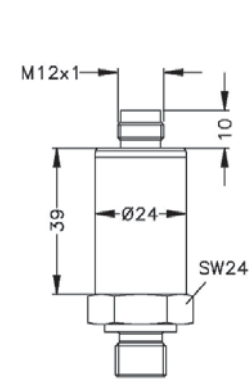
Packard



Cable Leads

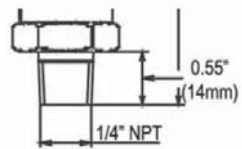


M12

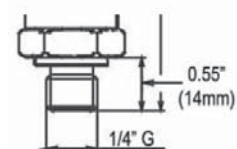


Mechanical Connection

Standard

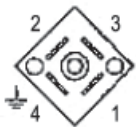


Optional

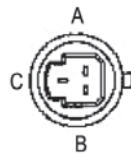


Wiring Diagram

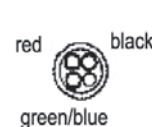
Micro



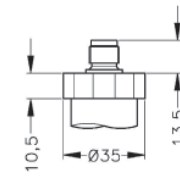
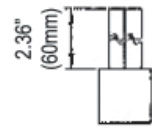
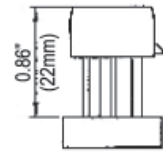
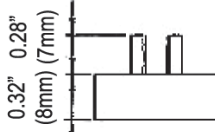
Packard



Cable Leads



M12



Micro			Packard			Cable Leads			M12	
Pin #:	2-wire (current):	3-wire (voltage):	Pin #:	2-wire (current):	3-wire (voltage):	Cable Colours:	2-wire (current):	3-wire (voltage):	Pin #:	Electrical Connection
1	Vcc	Vcc	A	No Connection	Ground	Red	Vcc	Vcc	1	Supply+
2	Iout	Ground	B	Vcc	Vcc	Green/Blue	Iout	Vout	2	Supply-
3	No Connection	Vout	C	Iout	Vout	Black	No Connection	Ground	3	Signal+ (for 3-wire)
4	Shield	Shield	-	-	-	Yellow	Shield	Shield	4	Shield