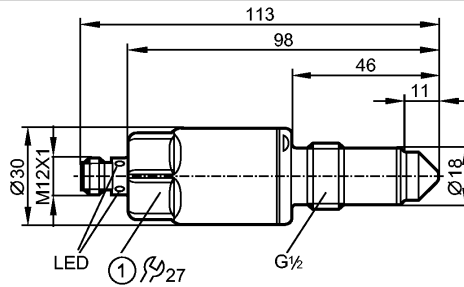


LMT100


LMACE-A12E/QSKG/0/US

Level sensors

Technical note: PDF



1: tightening torque 20...25 Nm



Made in Germany

IO-Link

Product characteristics

Electronic level sensor
Connector
Process connection: G 1/2 A
Gold-plated contacts
Probe length: 11 mm
Communication interface: IO-Link 1.1
2 switching outputs

Application

Application	liquid, viscous and powdery media
Recommended media	water, water-based media
Cannot be used for:	See the operating instructions, chapter "Function and features".
Medium temperature oil	
- Continuous [°C]	-40...100
- Short time [°C]	-40...150 (1 h)
Medium temperature water and hydrous media	
- Continuous [°C]	-40...85
- Short time [°C]	-40...150 (1 h)

Electrical data

Electrical design	DC PNP/NPN
Operating voltage [V]	18...30 DC
Current consumption [mA]	< 50
Protection class	III
Reverse polarity protection	yes

Outputs

Output	2 switching outputs
Output function	2 x normally open / closed programmable
Current rating [mA]	100
Voltage drop [V]	< 2.5
Short-circuit protection	pulsed
Overload protection	yes

Measuring / setting range

Factory setting	water-based media
-----------------	-------------------

LMT100

LMACE-A12E/QSKG/0/US

Level sensors

Interfaces

IO-Link Device	
Transfer type	COM2 (38.4 kBaud)
IO-Link revision	1.1
SDCI standard	IEC 61131-9
IO-Link Device ID	0x00130
Profiles	Smart Sensor: Process Data Variable; Device Identification
SIO mode	yes
Required master port type	A
Process data analogue	1
Process data binary	2
Min. process cycle time [ms]	2.3

Environment

Ambient temperature [°C]	-40...85, at max. 100 °C medium temperature (-40...60 °C at max. 150 °C medium temperature)
Storage temperature [°C]	-40...85
Maximum vessel pressure [bar]	-1...40
Protection	IP 68 / IP 69K

Tests / approvals

EMC	DIN EN 61000-6-2 DIN EN 61000-6-4 : open tanks DIN EN 61000-6-3 : closed tanks
Shock resistance	DIN EN 60068-2-27 50 g (11 ms)
Vibration resistance	DIN EN 60068-2-6 20 g (10...2000 Hz)
MTTF [Years]	223
UL approval number	H001

Mechanical data

Process connection	G ½ A
Materials (wetted parts)	PEEK; surface characteristics: Ra < 0.8
Housing materials	stainless steel (316L / 1.4404); PEEK; PEI; FKM
Weight [kg]	0.169

Displays / operating elements

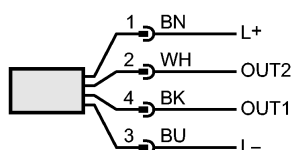
Display	Switching status LEDs yellow operating status LEDs green
---------	---

Electrical connection

Connection	M12 connector; Gold-plated contacts
------------	-------------------------------------

Wiring

Core colours
 BK black
 BN brown
 BU blue
 WH white



OUT1: Switching output / IO-Link / Teach
 OUT2: Switching output
 Colours to DIN EN 60947-5-6



LMT100

LMACE-A12E/QSKG/0/US

Level sensors

Remarks

Pack quantity	[piece]	1
---------------	---------	---

ifm electronic gmbh • Friedrichstraße 1 • 45128 Essen — We reserve the right to make technical alterations without prior notice. — GB — LMT100 — 21.10.2015

Technical note: PDF